

BG-8S BatteryGO

User manual Ver 1.1.178


Disclaimer and Warning

Thank you for using the product from SHENZHEN ISD TECHNOLOGY CO.,LTD

This product is specifically designed for RC, not appliance in other areas. We strongly recommend you read our user's guide before using BG-8S. ISDT accepts no liability for damage, injury or any legal responsibility incurred directly or indirectly from the use of this product.

ISDT reserves the right to update the design, appearance, function and usage requirement without notifying.

August 2, 2017



Revolution Starts Here

www.isdt.co

Specifications

Working voltage : 5.0V - 36V

Input voltage 1s : 0.8V - 15V

Input voltage 2-8S : 0.8V - 4.8V

Battery cells : 1-8s

Voltage measurement accuracy : $\pm 0.005V @ 4.2V$

Balancing cells accuracy : $< 0.005V$

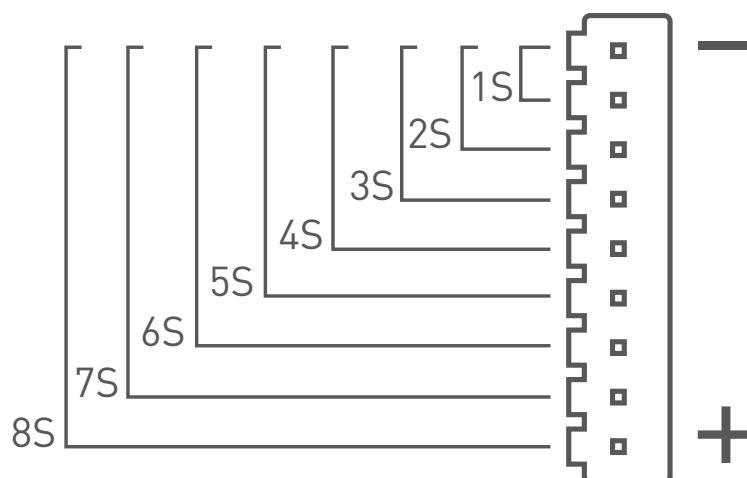
Support USB charging : QC3.0, BC1.2, Maximum output 12V/2A

Support smart battery : Charging and discharging setting,
read battery info and usage history.

Dimension : 80 X 55 X 19 mm

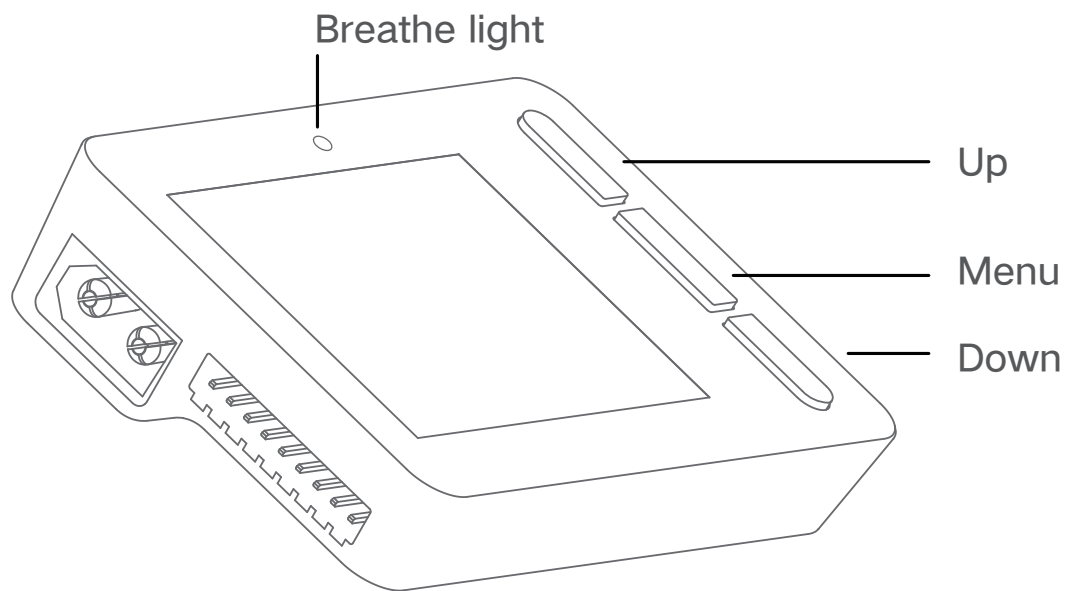
Weight : 59 g

Port diagram



This product is suitable for the lithium battery which has the XH 2.54 balance port, connect the balance port align from BAT- as showed in the figure. When connecting 1S battery, input Voltage from XT60i must be more than 5V.

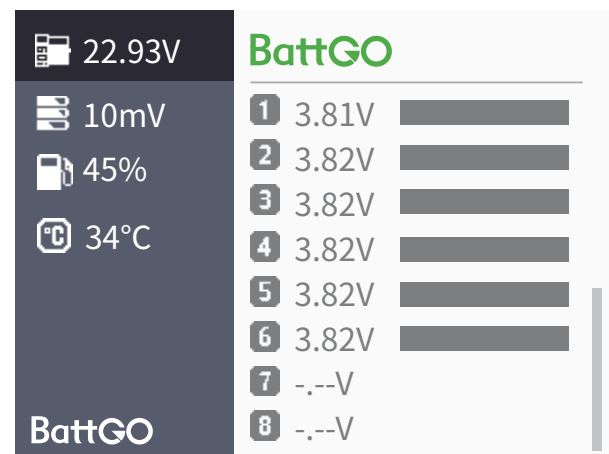
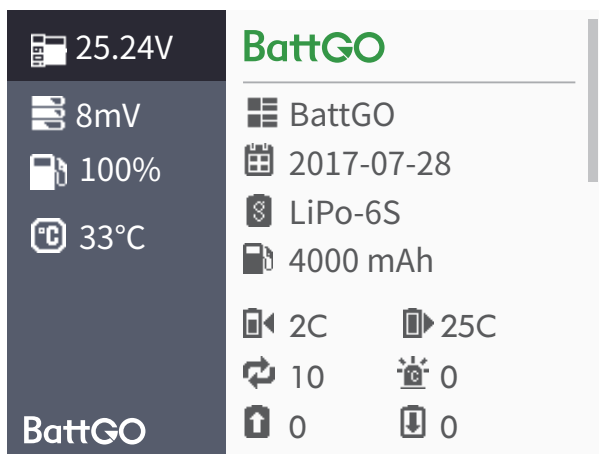
Function button



Menu button Short press to enter setting menu.
Long Press to enter smart battery menu

Up/Down Button Go up down, choose different setting options.

Measurement display



When XT60i connecting to smart battery

In this mode, BG-8S can read smart battery info. After plug in XT60i, default display is 01, press down button go to 02 to read battery cells voltage

Labels on the left:

- XT60i Input voltage
- Cells voltage difference
- Remaining capacity
- Battery temperature
- Max Charging C
- Battery circulation
- Battery over charging

Labels on the right:

- Battery brand
- Production date
- Battery type
- Battery capacity
- Max discharging C
- Over temperature
- Battery over discharging

App Data:

- 25.24V
- 8mV
- 100%
- 33°C
- 2C
- 10
- 0
- 25C
- 0
- 0

BattGO

Labels on the right:

- The histogram shows the voltage differences
- Cells voltage

App Data:

- 22.93V
- 10mV
- 45%
- 34°C
- 1 3.81V
- 2 3.82V
- 3 3.82V
- 4 3.82V
- 5 3.82V
- 6 3.82V
- 7 ---V
- 8 ---V

BattGO

When XT60i connecting to normal battery

App Data:


- 25.24V
- 0mV
- 1 ---V
- 2 ---V
- 3 ---V
- 4 ---V
- 5 ---V
- 6 ---V
- 7 ---V
- 8 ---V

Cells Voltage

When XT60i connecting to normal battery, BG-8S would only show total voltage, balance port need to be connected to check each cell voltage.

PS: Only XT60i was connected, short press menu button twice to start USB charging

When battery connecting to balance port



When battery connecting to balance port, BG-8S will show total battery voltage, max voltage difference between each cell and each cell voltage

PS: When only balance port is connected, short press menu twice, BattGo can initiate cell balancing task.

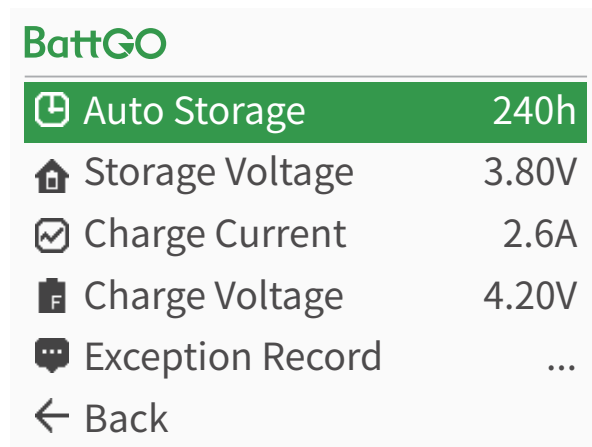
Function Setting

Short press menu button to see system function menu below:

Function	
Language	English
Backlight	Middle
Volume	High
System Information	...
Receiver Tester	...
Alarm Tone	Repeat
Low Voltage Alarm	18.0V
USB Charge	Start
Cells Balance	Start
Back	


Language	Support up to 7 languages
Backlight	Back light adjustment, back light will automatically turn off in 2 minutes if no operation(In balancing 20 seconds)
Volume	Support high, middle, low and 0 volume. Alarm sound can not be turned off.
System Information	Show firmware version
Receiver Tester	Support multiple prototype testing, PWM\ S.Bus
Alarm Tone	Low voltage alarm can be set to beep once or beep per minute
Low Voltage Alarm	Connecting XT60i port, User can select voltage 5-30v as low voltage alarm threshold. Connecting balance port, user can select single cell voltage 2.5-3.9v as low voltage alarm threshold. Connecting BattGo smart battery, BG-8S will automatically select battery's lowest discharging voltage as alarm voltage
USB Charge	When XT60i is connecting to battery, BG-8S can support USB charging
Cells Balance	When balance port is connecting to battery, BG-8S can support cells balancing.
Back	Exit function menu

When connecting to smart battery,
in standby press and hold menu button you can go into system setting.



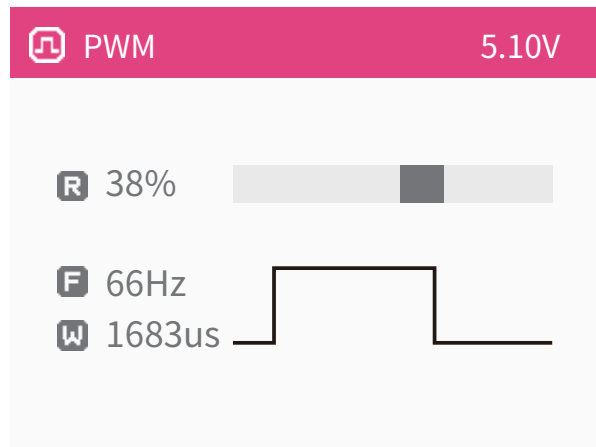
Auto Storage	Select after how many hours , Battgo smart battery would initiate auto storage function.
Storage Voltage	Set storage voltage
Charge Current	Set charge current
Charge Voltage	Set full voltage
Exception Record	Check exception records of over charging/discharging/temperature
Back	Exit function menu

Receiver signal testing



PWM testing

RC control signal PWM protocol analysis, connect to servo receiver signal output, BG-8S will detect PWM output period and pulse width



S. Bus testing

S.Bus protocol analysis, support up to 18 channels servo control data analysis, servo receiver failure protection testing.

USB充电

When XT60i is connected to the battery, BG-8S could perform USB charging function. In USB charging, after 2 minutes without operation, display will turn off, and light up breath light to purple.

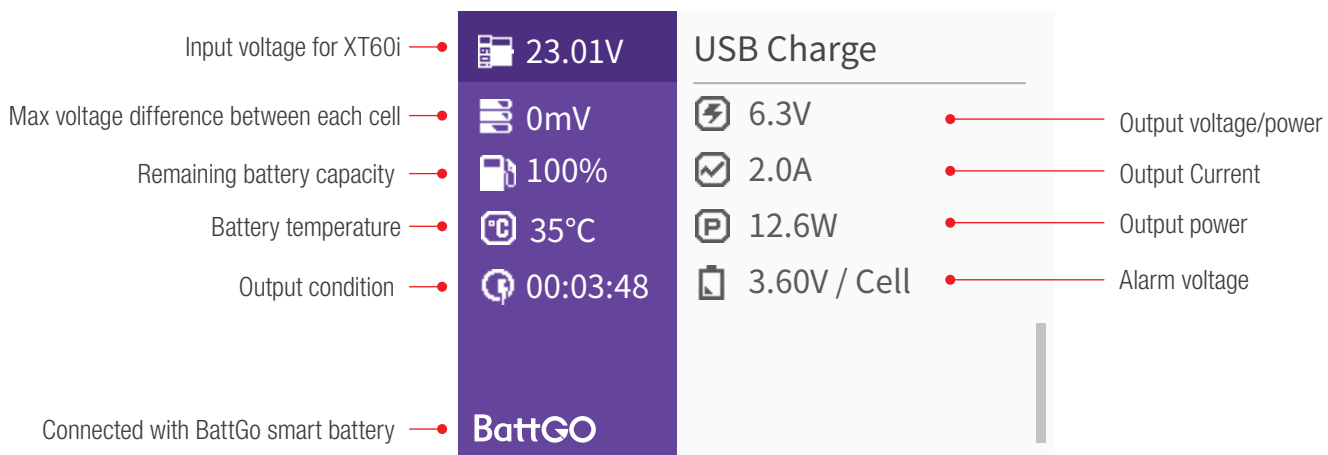
If current is more than 3A or power is more than 26W it will turn off USB charging.

If temperature is more than 60 °, it will stop charging until temperature is lower than warning level. It will recharge automatically.

Battery capacity and BattGo mark would appear only smart battery is connected.

Lowest input voltage: For normal battery, if balance port is connected single cell protection voltage would be displayed as lowest input voltage, without balance port connected battery total protection voltage would be displayed as lowest input voltage. For smart battery, single cell protection voltage would be always showed as lowest input voltage.

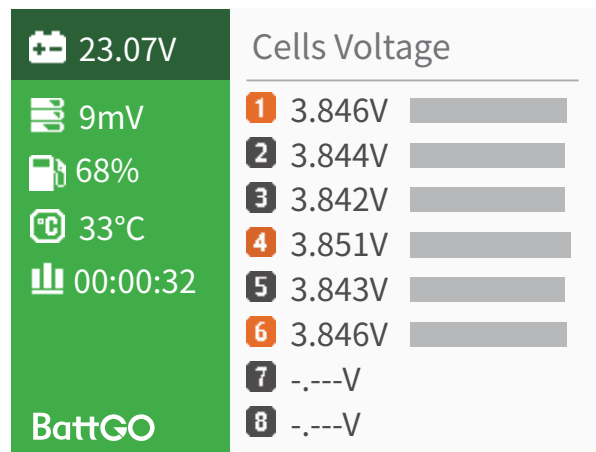
Devices with QC:  Devices without QC: 



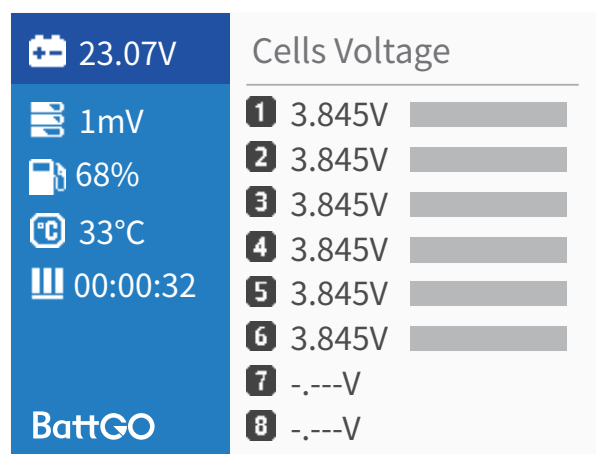
Cells balancing

When balance port is connected, user can initiate cells balancing task. During task, display will turn off, breath light will turn on within 20s, if no operation is detected.

battery capacity percentage, temperature BattGo mark will only show when smart battery is connected,



In balancing cells would show as yellow, and breath light is green during operation.



After balancing completed, left side would turn to blue, breath light would turn to blue.

Warning

This battery checker is suitable for :LiHv (1-8S) / LiPo (1-8S) / LiFe(1-8S) / Lilon (1-8S) / NiMH/Cd(1-10S);

this battery checker is suitable for the connection with balance port of battery, While connect to the battery checker, negative electrode of the balance port must start from “BAT-“ . Reverse protection circuit is inside the BG-8S, no damage will cause to BG-8S while connect reversely.

BG-8S is designed for RC areas, please don't use this on other purpose.

No usage in long time, please disconnect BG-8S with your battery to avoid over discharging your battery.



WWW.ISDT.CO

Shenzhen ISD Technology CO.,LTD

Address: 5th Fl., Bldg. 9, Mabian Industrial Zone, Yangtian Rd.,
Block 72, Xin'An Street, Bao'An District, Shenzhen, PRC



Email: hi@isdt.co

Changes in specifications and data will not be further noticed.